





District Health Assessment for Multiple District 5M through September 2025

		Clubs							Membership							Member Strength		Cancellation		Reports			Finance	Leadership			
District Name	Status/ Number of Months in Status *	Active Clubs	Clubs in Status Quo	Total Clubs	% Status Quo Clubs in Financial Suspension	New Clubs	Cancelled Clubs	YTD Net Club Gain/Loss	Current Members In Active Clubs	Current Members In Status Quo Clubs	Current Total Members Count	YTD Add	YTD Drop	YTD NetGrowth (includes Active and Status Quo)	YTD NetGrowth% (includes Active and Status Quo)	Member Count 12 Months Ago	Average Member Count Per Club	% of Clubs with less than 20 members	Average Cancelled Club Age	Members Lost Due to Cancelled Clubs	% of Clubs Reporting Service	% No MMR in 3 Months	% No Officer Report in 12 months	% of Clubs with balance 90+ days	Number of Zone Chairs Recorded	Number of Region Chairs Recorded	District Officers Vacancies **
5M 10	T(24)	16	0	16	0%	0	0	0	352	0	352	11	4	7	2.03%	330	22	56%	0	0	19%	56%	13%	13%	0	0	2nd VDG
5M 11		18	0	18	0%	1	0	1	306	0	306	27	23	4	1.32%	302	17	67%	0	0	28%	33%	6%	6%	0	0	GLT,GST
5M 13	T(24)	46	0	46	0%	0	0	0	809	0	809	11	13	-2	-0.25%	801	18	61%	0	0	41%	57%	7%	24%	8	0	2nd VDG,GMT,GST
		80	0	80	0%	1	0	1	1467	0	1467	49	40	9	0.62%	1,433	18	61%	0	0	34%	51%	8%	18%	8	0	



District Health Assessment for Multiple District 5 through September 2025

 Status/ District Name Number of Months in Status *		Clubs							Membership							Member Strength		Cancellation		Reports			Finance	Leadership			
		Active Clubs	Clubs in Status Quo	Total Clubs	% Status Quo Clubs in Financial Suspension	New Clubs	Cancelled Clubs	YTD Net Club Gain/ Loss	Current Members In Active Clubs	Current Members In Status Quo Clubs	Current Total Members Count	YTD Add	YTD Drop	YTD NetGrowth (includes Active and Status Quo)	YTD NetGrowth% (includes Active and Status Quo)	Member Count 12 Months Ago	Average Member Count Per Club	% of Clubs with less than 20 members	Average Cancelled Club Age	Members Lost Due to Cancelled Clubs	% of Clubs Reporting Service	% No MMR in 3 Months	% No Officer Report in 12 months	% of Clubs with balance 90+ days	Number of Zone Chairs Recorded	Number of Region Chairs Recorded	District Officers Vacancies **
5 SKN	T(24)	50	0	50	0%	0	1	-1	1016	0	1016	15	19	-4	-0.39%	975	20	50%	54	9	16%	70%	20%	20%	0	0	GST
5 SKS		71	0	71	0%	0	0	0	1343	0	1343	13	10	3	0.22%	1,365	19	65%	0	0	18%	70%	13%	14%	8	1	2nd VDG
		121	0	121	0%	0	1	-1	2359	0	2359	28	29	-1	-0.04%	2,340	19	59%	54	9	17%	70%	16%	17%	8	1	




District Health Assessment for Multiple District 19 through September 2025

District Name	Status/ Number of Months in Status *	Clubs							Membership							Member Strength		Cancellation		Reports			Finance	Leadership			
		Active Clubs	Clubs in Status Quo	Total Clubs	% Status Quo Clubs in Financial Suspension	New Clubs	Cancelled Clubs	YTD Net Club Gain/Loss	Current Members In Active Clubs	Current Members In Status Quo Clubs	Current Total Members Count	YTD Add	YTD Drop	YTD NetGrowth (includes Active and Status Quo)	YTD NetGrowth% (includes Active and Status Quo)	Member Count 12 Months Ago	Average Member Count Per Club	% of Clubs with less than 20 members	Average Cancelled Club Age	Members Lost Due to Cancelled Clubs	% of Clubs Reporting Service	% No MMR in 3 Months	% No Officer Report in 12 months	% of Clubs with balance 90+ days	Number of Zone Chairs Recorded	Number of Region Chairs Recorded	District Officers Vacancies **
19 I		45	0	45	0%	0	0	0	960	0	960	27	34	-7	-0.72%	992	21	38%	0	0	64%	36%	0%	13%	0	0	2nd VDG
19 L		82	0	82	0%	0	1	-1	1734	0	1734	46	39	7	0.41%	1,800	21	49%	32	1	35%	43%	2%	17%	12	0	
19 O		22	0	22	0%	0	0	0	554	0	554	15	12	3	0.54%	560	25	41%	0	0	68%	27%	5%	9%	0	0	
		149	0	149	0%	0	1	-1	3248	0	3248	88	85	3	0.09%	3,352	22	44%	32	1	49%	38%	2%	15%	12	0	




District Health Assessment for Multiple District 49 through September 2025

		Clubs							Membership							Member Strength		Cancellation		Reports			Finance	Leadership			
District Name	Status/ Number of Months in Status *	Active Clubs	Clubs in Status Quo	Total Clubs	% Status Quo in Financial Suspension	New Clubs	Cancelled Clubs	YTD Net Club Gain/ Loss	Current Members In Active Clubs	Current Members In Status Quo Clubs	Current Total Members Count	YTD Add	YTD Drop	YTD NetGrowth (includes Active and Status Quo)	YTD NetGrowth% (includes Active and Status Quo)	Member Count 12 Months Ago	Average Member Count Per Club	% of Clubs with less than 20 members	Average Cancelled Club Age	Members Lost Due to Cancelled Clubs	% of Clubs Reporting Service	% No MMR in 3 Months	% No Officer Report in 12 months	% of Clubs with balance 90+ days	Number of Zone Chairs Recorded	Number of Region Chairs Recorded	District Officers Vacancies **
49 B	T(24)	5	0	5	0%	0	0	0	69	0	69	0	0	0	0.00%	69	14	60%	0	0	0%	100%	0%	60%	0	0	2nd VDG
		5	0	5	0%	0	0	0	69	0	69	0	0	0	0.00%	69	14	60%	0	0	0%	100%	0%	60%	0	0	



District Health Assessment for Multiple District A through September 2025

		Clubs							Membership							Member Strength		Cancellation		Reports			Finance	Leadership			
District Name	Status/ Number of Months in Status *	Active Clubs	Clubs in Status Quo	Total Clubs	% Status Quo Clubs in Financial Suspension	New Clubs	Cancelled Clubs	YTD Net Club Gain/Loss	Current Members In Active Clubs	Current Members In Status Quo Clubs	Current Total Members Count	YTD Add	YTD Drop	YTD NetGrowth (includes Active and Status Quo)	YTD NetGrowth% (includes Active and Status Quo)	Member Count 12 Months Ago	Average Member Count Per Club	% of Clubs with less than 20 members	Average Cancelled Club Age	Members Lost Due to Cancelled Clubs	% of Clubs Reporting Service	% No MMR in 3 Months	% No Officer Report in 12 months	% of Clubs with balance 90+ days	Number of Zone Chairs Recorded	Number of Region Chairs Recorded	District Officers Vacancies **
A 1	T(24)	37	0	37	0%	0	0	0	1064	0	1064	16	19	-3	-0.28%	1,124	29	35%	0	0	43%	49%	5%	11%	7	3	
A 2		43	0	43	0%	0	0	0	1305	0	1305	32	41	-9	-0.68%	1,294	30	35%	0	0	58%	42%	0%	12%	6	3	
A 3	T(21)	48	0	48	0%	0	0	0	1236	0	1236	46	44	2	0.16%	1,217	26	42%	0	0	77%	23%	0%	6%	7	3	
A 4		60	0	60	0%	0	0	0	1320	0	1320	52	31	21	1.62%	1,322	22	47%	0	0	32%	28%	2%	17%	7	0	2nd VDG
A 5	T(24)	53	0	53	0%	0	0	0	1088	0	1088	23	37	-14	-1.27%	1,088	21	60%	0	0	30%	42%	8%	17%	23	0	
A 711		80	0	80	0%	3	0	3	1531	0	1531	157	73	84	5.81%	1,392	19	55%	0	0	31%	40%	3%	35%	11	5	
A 9	T(24)	39	0	39	0%	0	0	0	1089	0	1089	14	29	-15	-1.36%	1,124	28	41%	0	0	59%	33%	3%	10%	6	0	2nd VDG
A 12	T(24)	43	0	43	0%	0	0	0	941	0	941	16	13	3	0.32%	959	22	42%	0	0	44%	44%	2%	26%	4	3	
A 15		56	0	56	0%	0	0	0	1302	0	1302	16	23	-7	-0.53%	1,299	23	52%	0	0	39%	46%	0%	13%	6	2	
A 16	T(24)	55	0	55	0%	0	1	-1	1183	0	1183	22	32	-10	-0.84%	1,151	22	47%	58	5	64%	47%	2%	18%	8	4	
		514	0	514	0%	3	1	2	12059	0	12059	394	342	52	0.43%	11,970	23	47%	58	5	46%	39%	2%	18%	85	23	




District Health Assessment for Multiple District N through September 2025

District Name	Status/ Number of Months in Status *	Clubs							Membership							Member Strength		Cancellation		Reports			Finance	Leadership			
		Active Clubs	Clubs in Status Quo	Total Clubs	% Status Quo Clubs in Financial Suspension	New Clubs	Cancelled Clubs	YTD Net Club Gain/Loss	Current Members In Active Clubs	Current Members In Status Quo Clubs	Current Total Members Count	YTD Add	YTD Drop	YTD NetGrowth (includes Active and Status Quo)	YTD NetGrowth% (includes Active and Status Quo)	Member Count 12 Months Ago	Average Member Count Per Club	% of Clubs with less than 20 members	Average Cancelled Club Age	Members Lost Due to Cancelled Clubs	% of Clubs Reporting Service	% No MMR in 3 Months	% No Officer Report in 12 months	% of Clubs with balance 90+ days	Number of Zone Chairs Recorded	Number of Region Chairs Recorded	District Officers Vacancies **
N 1		68	0	68	0%	0	0	0	1398	0	1398	42	26	16	1.16%	1,375	21	60%	0	0	57%	54%	0%	15%	0	0	2nd VDG
N 2		65	0	65	0%	0	0	0	1504	0	1504	35	60	-25	-1.64%	1,530	23	52%	0	0	51%	45%	2%	17%	11	0	1st VDG
N 3	T(24)	45	0	45	0%	0	1	-1	1003	0	1003	22	25	-3	-0.30%	1,076	22	36%	2	0	47%	49%	0%	16%	6	0	
N 4	T(24)	49	0	49	0%	0	0	0	1044	0	1044	15	22	-7	-0.67%	1,063	21	49%	0	0	57%	47%	6%	20%	10	0	
		227	0	227	0%	0	1	-1	4949	0	4949	114	133	-19	-0.38%	5,044	22	51%	2	0	53%	49%	2%	17%	27	0	



District Health Assessment for Multiple District U through September 2025

		Clubs							Membership							Member Strength		Cancellation		Reports			Finance		Leadership		
District Name	Status/ Number of Months in Status *	Active Clubs	Clubs in Status Quo	Total Clubs	% Status Quo Clubs in Financial Suspension	New Clubs	Cancelled Clubs	YTD Net Club Gain/Loss	Current Members In Active Clubs	Current Members In Status Quo Clubs	Current Total Members Count	YTD Add	YTD Drop	YTD NetGrowth (includes Active and Status Quo)	YTD NetGrowth% (includes Active and Status Quo)	Member Count 12 Months Ago	Average Member Count Per Club	% of Clubs with less than 20 members	Average Cancelled Club Age	Members Lost Due to Cancelled Clubs	% of Clubs Reporting Service	% No MMR in 3 Months	% No Officer Report in 12 months	% of Clubs with balance 90+ days	Number of Zone Chairs Recorded	Number of Region Chairs Recorded	District Officers Vacancies **
U 1	T(24)	43	0	43	0%	0	0	0	1017	0	1017	27	42	-15	-1.45%	1,004	24	49%	0	0	40%	28%	0%	26%	6	0	
U 2	T(24)	40	0	40	0%	0	0	0	1012	0	1012	26	18	8	0.80%	973	25	30%	0	0	75%	38%	3%	8%	8	0	
U 3	T(24)	35	0	35	0%	0	0	0	784	0	784	8	8	0	0.00%	770	22	40%	0	0	63%	49%	0%	6%	8	0	
U 4	T(24)	31	0	31	0%	0	0	0	538	0	538	3	8	-5	-0.92%	562	17	61%	0	0	42%	65%	3%	13%	6	0	2nd VDG
		149	0	149	0%	0	0	0	3351	0	3351	64	76	-12	-0.36%	3,309	22	44%	0	0	55%	43%	1%	13%	28	0	



District Health Assessment for Multiple District C through September 2025

District Name	Status/ Number of Months in Status *	Clubs							Membership							Member Strength		Cancellation		Reports			Finance		Leadership		
		Active Clubs	Clubs in Status Quo	Total Clubs	% Status Quo Clubs in Financial Suspension	New Clubs	Cancelled Clubs	YTD Net Club Gain/Loss	Current Members In Active Clubs	Current Members In Status Quo Clubs	Current Total Members Count	YTD Add	YTD Drop	YTD NetGrowth (includes Active and Status Quo)	YTD NetGrowth% (includes Active and Status Quo)	Member Count 12 Months Ago	Average Member Count Per Club	% of Clubs with less than 20 members	Average Cancelled Club Age	Members Lost Due to Cancelled Clubs	% of Clubs Reporting Service	% No MMR in 3 Months	% No Officer Report in 12 months	% of Clubs with balance 90+ days	Number of Zone Chairs Recorded	Number of Region Chairs Recorded	District Officers Vacancies **
C 1		88	0	88	0%	1	0	1	1620	0	1620	52	45	7	0.43%	1,587	18	70%	0	0	31%	57%	0%	26%	11	0	
C 2		85	0	85	0%	0	0	0	1869	0	1869	48	40	8	0.43%	1,790	22	48%	0	0	41%	52%	4%	19%	11	0	
		173	0	173	0%	1	0	1	3489	0	3489	100	85	15	0.43%	3,377	20	60%	0	0	36%	54%	2%	23%	22	0	

* - District Status: P - Provisional, T - Transitional.

** - District Officers Vacancies: DG - District Governor, 1st VDG - First Vice District Governor, 2nd VDG - Second Vice District Governor.